



**Ruth Miskin  
Training**



# Montem Academy

***Read Write Inc.* Phonics  
Parent Session**



Who is Read Write Inc.  
Phonics for?

# Read Write Inc. Phonics

---

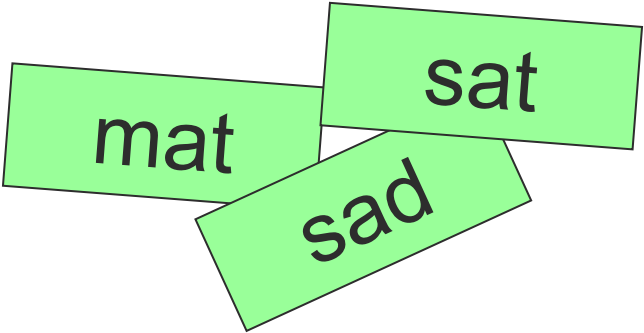
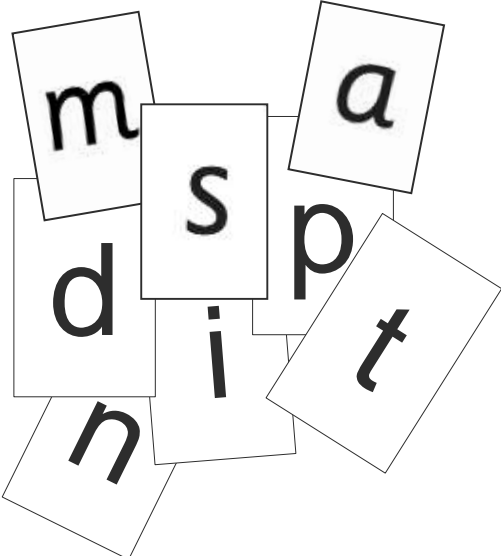
- Nursery – Y1 (KS1)
- Older children who need to ‘catch-up’
- Children new to English

## By stage not age

Teaching & learning focuses on what children already know and what they need to learn next in order to make the best possible progress

What is Read Write  
Inc. Phonics?

# Systematic approach



What is systematic  
phonics?

# Phonics

---

The English language is very complex.

Phonics is method of teaching reading through the identification of sounds and graphemes

Sounds

Graphemes

# Pure Sounds - Set 1

---



# Pure Sounds - Set 2

---

# Pure Sounds - Set 3

---

# English alphabetic code

---

- 44 sounds
- Over 150+ graphemes
  
- One of the most complex alphabetic codes in the world.

# Speed Sounds chart

## Complex Speed Sounds chart

*Consonants: stretchy*

|    |    |    |    |    |    |    |    |    |    |    |
|----|----|----|----|----|----|----|----|----|----|----|
| f  | l  | m  | n  | r  | s  | v  | z  | sh | th | ng |
| ff | ll | mm | nn | rr | ss | ve | zz | ti |    | nk |
| ph | le | mb | kn | wr | se |    | s  | ci |    |    |
|    |    |    |    |    | c  |    |    |    |    |    |
|    |    |    |    |    | ce |    |    |    |    |    |

*Consonants: bouncy*

|    |    |    |    |   |    |    |    |    |    |   |   |     |
|----|----|----|----|---|----|----|----|----|----|---|---|-----|
| b  | c  | d  | g  | h | j  | p  | qu | t  | w  | x | y | ch  |
| bb | k  | dd | gg |   | g  | pp |    | tt | wh |   |   | tch |
|    | ck |    |    |   | ge |    |    |    |    |   |   |     |
|    | ch |    |    |   |    |    |    |    |    |   |   |     |

*Vowels*

|   |    |   |   |   |     |    |     |     |
|---|----|---|---|---|-----|----|-----|-----|
| a | e  | i | o | u | ay  | ee | igh | ow  |
|   | ea |   |   |   | ā-e | y  | ī-e | ō-e |
|   |    |   |   |   | ai  | ea | ie  | oa  |
|   |    |   |   |   |     | e  | i   | o   |

|     |    |    |     |     |    |    |    |     |     |     |
|-----|----|----|-----|-----|----|----|----|-----|-----|-----|
| oo  | oo | ar | or  | air | ir | ou | oy | ire | ear | ure |
| ū-e |    |    | oor | are | ur | ow | oi |     |     |     |
| ue  |    |    | ore |     | er |    |    |     |     |     |
| ew  |    |    | aw  |     |    |    |    |     |     |     |
|     |    |    | au  |     |    |    |    |     |     |     |

How does Read Write  
Inc. use phonics to  
teach reading?

# Simple Speed Sounds

## Simple Speed Sounds chart

*Consonants: stretchy*

|   |   |   |   |   |   |   |   |    |    |    |
|---|---|---|---|---|---|---|---|----|----|----|
| f | l | m | n | r | s | v | z | sh | th | ng |
|   |   |   |   |   |   |   |   |    |    | nk |

*Consonants: bouncy*

|   |   |   |   |   |   |   |    |   |   |   |   |    |
|---|---|---|---|---|---|---|----|---|---|---|---|----|
| b | c | d | g | h | j | p | qu | t | w | x | y | ch |
|   | k |   |   |   |   |   |    |   |   |   |   |    |

*Vowels: bouncy*

*Vowels: stretchy*

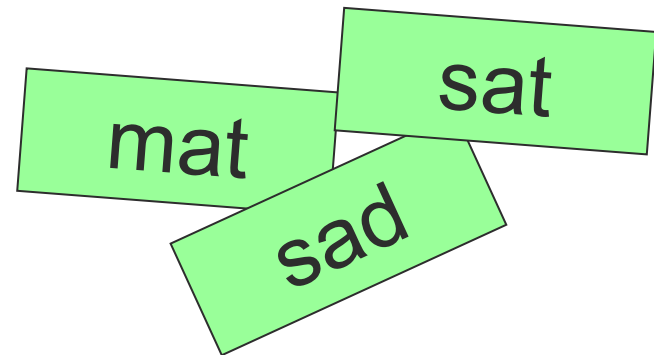
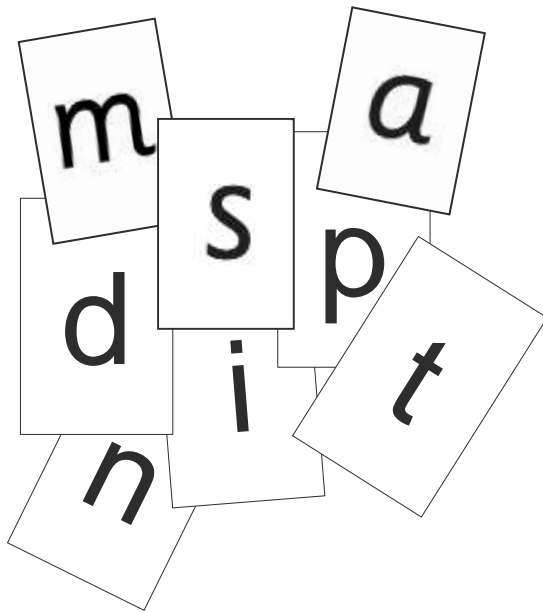
|   |   |   |   |   |    |    |     |    |
|---|---|---|---|---|----|----|-----|----|
| a | e | i | o | u | ay | ee | igh | ow |
|---|---|---|---|---|----|----|-----|----|

*Vowels: stretchy*

|    |    |    |    |     |    |    |    |
|----|----|----|----|-----|----|----|----|
| oo | oo | ar | or | air | ir | ou | oy |
|----|----|----|----|-----|----|----|----|

# Blending using Fred Talk

---



# Fred Talk

---



- This is Fred.
- He can only speak in sounds – Fred Talk
- He helps children sound out words so they can read and spell.
- [Watch Fred Talk](#)



# Complex Speed Sounds chart

## Complex Speed Sounds chart

*Consonants: stretchy*

|    |    |    |    |    |    |    |    |    |    |    |
|----|----|----|----|----|----|----|----|----|----|----|
| f  | l  | m  | n  | r  | s  | v  | z  | sh | th | ng |
| ff | ll | mm | nn | rr | ss | ve | zz | ti |    | nk |
| ph | le | mb | kn | wr | se |    | s  | ci |    |    |
|    |    |    |    |    | c  |    |    |    |    |    |
|    |    |    |    |    | ce |    |    |    |    |    |

*Consonants: bouncy*

|    |    |    |    |   |    |    |    |    |    |   |   |     |
|----|----|----|----|---|----|----|----|----|----|---|---|-----|
| b  | c  | d  | g  | h | j  | p  | qu | t  | w  | x | y | ch  |
| bb | k  | dd | gg |   | g  | pp |    | tt | wh |   |   | tch |
|    | ck |    |    |   | ge |    |    |    |    |   |   |     |
|    | ch |    |    |   |    |    |    |    |    |   |   |     |

*Vowels*

|   |    |   |   |   |     |    |     |     |
|---|----|---|---|---|-----|----|-----|-----|
| a | e  | i | o | u | ay  | ee | igh | ow  |
|   | ea |   |   |   | ā-e | y  | ī-e | ō-e |
|   |    |   |   |   | ai  | ea | ie  | oa  |
|   |    |   |   |   |     | e  | i   | o   |

|     |    |    |     |     |    |    |    |     |     |     |
|-----|----|----|-----|-----|----|----|----|-----|-----|-----|
| oo  | oo | ar | or  | air | ir | ou | oy | ire | ear | ure |
| ū-e |    |    | oor | are | ur | ow | oi |     |     |     |
| ue  |    |    | ore |     | er |    |    |     |     |     |
| ew  |    |    | aw  |     |    |    |    |     |     |     |
|     |    |    | au  |     |    |    |    |     |     |     |

# Split Diagraphs

Children often find split diagraphs more challenging to learn

Special friends who like to chat too much so they are split up

**a-e**    **i-e**    **o-e**    **u-e**



make a cake



nice smile



phone home



huge brute

# Storybooks



How does Read Write  
Inc. teach spelling?

# Fred Fingers

---



- Fred Fingers help children to sound out words to spell easily
- It is a strategy to enable children to spell any word.

c – a – t      cat

sh – ee – p      sheep

How can I help at home?



# How to support your child at home

---

- Read *to* your children
- Ask lots of questions and share opinions

Support how your child is learning to read and spell in school.

- Pure sounds
- Fred Talk
- Fred Fingers
- Use dots and dashes

What is the Phonics  
Screening Check?



# Phonics Screening Check

---

- Test administered in school to check how well each child is progressing in Phonics and ensures that children receive additional support promptly
- Test is divided into two sections which consists of 40 words in total and it will assess phonics skills and knowledge learned through Reception and Year 1
- Test takes 5-10 minutes per child and practice tests are completed each half term giving children the confidence to complete the test without anxiety

# Screening check: Answer sheet

|            |  |
|------------|--|
| First name |  |
| Last name  |  |

Screening check responses: Please tick the appropriate box for each word. The comment box is optional.

| Section 1 |         |           |         |
|-----------|---------|-----------|---------|
| Word      | Correct | Incorrect | Comment |
| tox       |         |           |         |
| bim       |         |           |         |
| vap       |         |           |         |
| ulf       |         |           |         |
| geck      |         |           |         |
| chom      |         |           |         |
| tord      |         |           |         |
| thazz     |         |           |         |
| blan      |         |           |         |
| steck     |         |           |         |
| hild      |         |           |         |
| quemp     |         |           |         |
| shin      |         |           |         |
| gang      |         |           |         |
| week      |         |           |         |
| chill     |         |           |         |
| grit      |         |           |         |
| start     |         |           |         |
| best      |         |           |         |
| hooks     |         |           |         |

| Section 2 |         |           |         |
|-----------|---------|-----------|---------|
| Word      | Correct | Incorrect | Comment |
| voo       |         |           |         |
| jound     |         |           |         |
| terg      |         |           |         |
| fape      |         |           |         |
| snemp     |         |           |         |
| blurst    |         |           |         |
| spron     |         |           |         |
| stroft    |         |           |         |
| clay      |         |           |         |
| slide     |         |           |         |
| newt      |         |           |         |
| phone     |         |           |         |
| blank     |         |           |         |
| trains    |         |           |         |
| strap     |         |           |         |
| scribe    |         |           |         |
| rusty     |         |           |         |
| finger    |         |           |         |
| dentist   |         |           |         |
| starling  |         |           |         |

Total correct

Practice sheet: Real words

in


at

beg

sum

Practice sheet: Pseudo words

ot 

vap 

osk 

ect 

- [Watch Phonics Screening](#)

# Phonics Screening Check

---

- All Pupils in Yr1 will complete the check
- Yr2 pupils who did not pass in Yr1 will complete the check
- The check will take place in the week commencing **12<sup>th</sup> June 2017**
- It will be administered on a 1 to 1 basis
- You will be told what mark your child scored out of 40 after the test in a letter
- Scores will be reported to the Local Authority and government for national statistics.

## How well do children do at Montem

---

**78%** of Year 1 pupils met the expected standard of Phonics decoding in 2016.

Nationally **81%** of Year 1 pupils passed.



2017 target is  
**85%**

## Online resources available

---

Montem Academy Website

Ruth Miskin Parents' Page:

<http://www.ruthmiskin.com/en/parents/>

Free e-books for home reading:

<http://www.oxfordowl.co.uk/Reading/>

# Useful Resources to Purchase

Parent packs are designed to help you support your child at home

RWI flashcards are useful for revising the sounds your child has been taught at school and also great for making words to help your child with blending.

Click on each resource to purchase from Amazon



# Any other questions

---

