



Stay Safe

Road Safety



Walking and cycling are really healthy for us, but we must be careful to cross roads carefully and stay safe!




Crossing the road can be dangerous.

Do you know how to cross the road safely?



The Green Cross Code


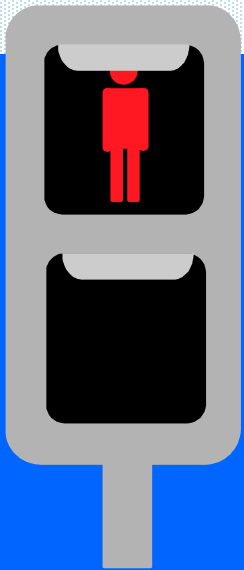


Learn to cross the road safely!

1. Think First!

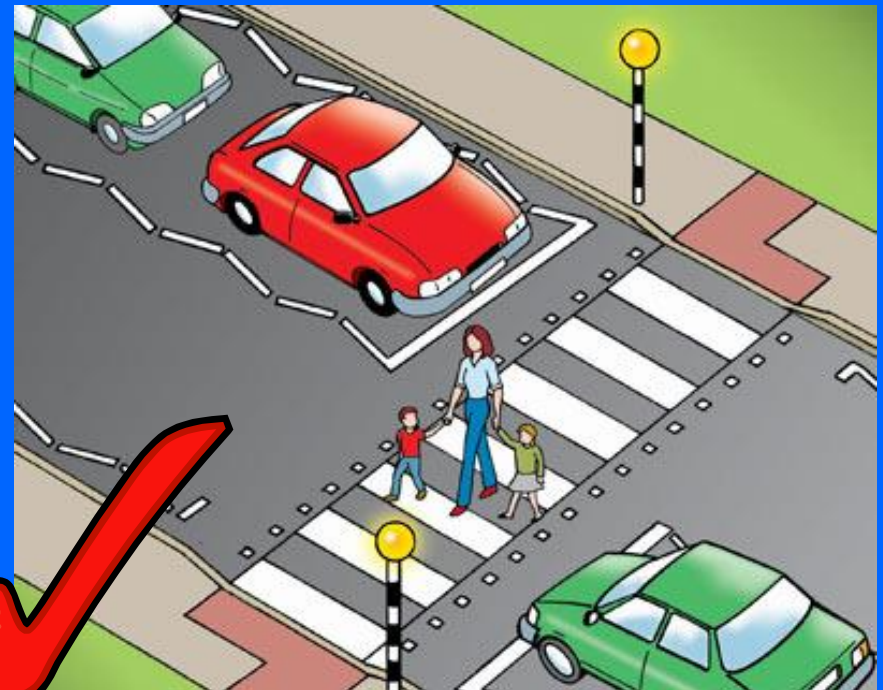
Find the safest place to cross, then stop.

Safe places to cross are traffic lights, subways, footbridges, islands, zebra crossings, pelican crossings, or where there is a police officer, school crossing patrol or traffic warden.



If you cant find a good crossing place then choose a place where you can see clearly along the road in all directions and where drivers can see you.

Never cross between parked cars, on sharp bends or just before the top of a hill.




2. Stop



Stand on the pavement near the kerb, where you can be away from the traffic, but where you can look around and see if any traffic is coming.

3. Use your eyes and ears



Look all around for traffic and listen.

Look in every direction and listen carefully because you can sometimes hear traffic before you can see it!

4. Wait until it's safe to cross

If traffic is coming, let it pass.

Do not cross unless there is a safe gap and you are sure there is plenty of time.

If you are not sure, don't cross.



5. Look and Listen

When it is safe, walk straight across the road.

Always walk across, never run.

Keep looking and listening for traffic while you cross.



Arrive Alive!

This is the Green Cross Code!

1. **Think First!**
2. **Stop**
3. **Use your eyes and ears**
4. **Wait until it's safe to cross**
5. **Look and Listen**

Arrive Alive!

THINK! EDUCATION The Department for Transport's suite of road safety resources for teachers, pupils and parents.



Teachers

Pupils

- Under 5s
- 5-7s
- Over 7s

Parents

THINK! Education includes a wealth of road safety information and resources for pupils, teachers and parents.

Some of the resources will also be useful for:

- » [road safety professionals](#)
- » [out-of-school groups](#)

Teachers and out-of-school group leaders: [Take part in our survey about children's road safety education.](#)



Click on these pictures to find websites with more information and games about road safety.

[Home](#) | [About](#) | [Supporters](#) | [Contact](#) | [Jobs](#) | [Links](#) | [Shop](#) | [Road Safety Week](#)



Stopping the carnage
Caring for the victims



Lollipop Ladies



If you are crossing the road with a 'Lollipop' lady remember to wait until she tells you to go.

Always walk in front of her so that she can see you.





Did you know?

Most children are involved in pedestrian accidents between 3pm and 6pm, this is when they are coming home from school.

AND...

Most children have pedestrian accidents when they are close to home.

Crossing the road can be dangerous.

So remember to use the Green Cross Code!

